

• • • • • • • • • •
• • • • • • • • • •
• • • • • • • • • •

Flow Like a Pro:

Your Working Facility Game Plan




LIVESTOCK EQUIPMENT

Why a Smarter Cattle Handling Setup Matters

Whether you're running 30 head or 300, your working facility should work with you — not against you.

A well-designed setup saves time, protects your cattle, and keeps your crew safer. At MJE Livestock Equipment, we build modular systems that grow with your operation — rugged enough for large herds, smart enough for solo operators.



CHOICE OR CUSTOM?

Finding the right fit for your ranch.



CHOICE WORKING FACILITY

CUSTOM WORKING FACILITY

OVERVIEW:

Ready-to-ship modular system

Designed for your operation

IDEAL FOR:

Small to medium ranches, quick setups

Larger operations or unique layouts

BENEFITS:

Fast turnaround, proven layout

Tailored flow, flexibility, future-proof

CUSTOMIZATION

Minimal (standard components)

High - chutes, tubs, alleys your way

PRO TIP: Many ranchers start with a Choice or Prime setup and expand over time using the same modular components.

Top 5 Design Tips From the Field




1) START WITH THE FLOW.

Map out how cattle will move - and where you want them to end up.



2) MINIMIZE TURNS.

Cattle move best in straight lines or gentle curves. Avoid sharp corners.



3) KEEP FORWARD MOMENTUM.

Use alleys with no-backs and tubs to keep cattle moving forward to increase efficiency.



4) PLAN FOR PEOPLE.

Good visibility and access keep your crew safe and cattle calm.



5) THINK LONG-TERM.

Build for your herd now *and* for future expansion. Our modular equipment makes this easy.

Future-Proofing Your Ranch

MJE's modular working facilities are designed with permanent strength and portable flexibility — giving you the best of both worlds.

Whether you own your land or lease pasture, you can install our facilities anywhere and move them when your operation shifts. No concrete required. No digging post holes. Just smart, secure design built to go the distance.

With MJE's modular system, you can:



Upgrade without tearing out old systems



Expand as your herd grows



Reconfigure with ease if your goals or ground change



Relocate your facility across leased land or to a new pasture when needed.

Built with high-quality American steel, thoughtful design, and real-world rancher feedback, our facilities are made to work where you do — today, tomorrow, and for years down the trail.

Need something now? Ask about in-stock Choice or Prime facilities.

Need something unique? We'll sketch it up with you.






- ☐ Working alley length: _____ feet
 - ☐ Number of head you want to handle at once: _____
 - ☐ Will you need a tub? Y/ N
 - ☐ Will you be loading out here? Y/N
 - ☐ Do you want it to connect to pens? Y/N
 - ☐ Operating it solo? Y/N
 - ☐ Dimensions of proposed space: _____
 - ☐ Are there existing structures to work around? Y/N
 - ☐ Operation type (calves/cows/bulls): _____

[illegible]

- ☐ Walk Your Space
- ☐ Think about flow
- ☐ Decide between a choice or custom facility
- ☐ Sketch out your ideas
- ☐ Contact your local dealer to design your layout
- ☐
- ☐
- ☐



PRIME WORKING FACILITY

Everything you need to build a modular working facility with a 10' x 40' holding pen



LIVESTOCK EQUIPMENT

800 W. CORTEZ ST.
MONTEZUMA, KS
(620) 846-6767

M.JELIVESTOCKEQUIPMENT.COM



PACKAGE INCLUDES

- 4-Section Eliminator Tub with Loadout Gate
- 3-Section Parallel Adjustable Alley
- Block Door + Palpation Cage
- 10' Elite Gate Panels (2)
- 10' Elite Fence Panels (6)
- 10' Elite Overhead Gate (2)
- Spreader Posts & Bars (2 sets)
- Pearson Prime Chute


REAL-LIFE RANCH BENEFITS

- Manage and move your cattle more safely and efficiently
- Improve herd health by minimizing stress on the animals
- Provide a safe space for the cattle, allowing them to be handled and worked easily with holding pens
- Sort, rotate, and move cattle for better herd management
- Increase herd value by prioritizing herd health & labor efficiencies

PRIME WORKING FACILITY

Modular designs allow for future expansions and customizations.

**AVAILABLE NOW THROUGH
YOUR LOCAL DEALERSHIP**



CHOICE WORKING FACILITY

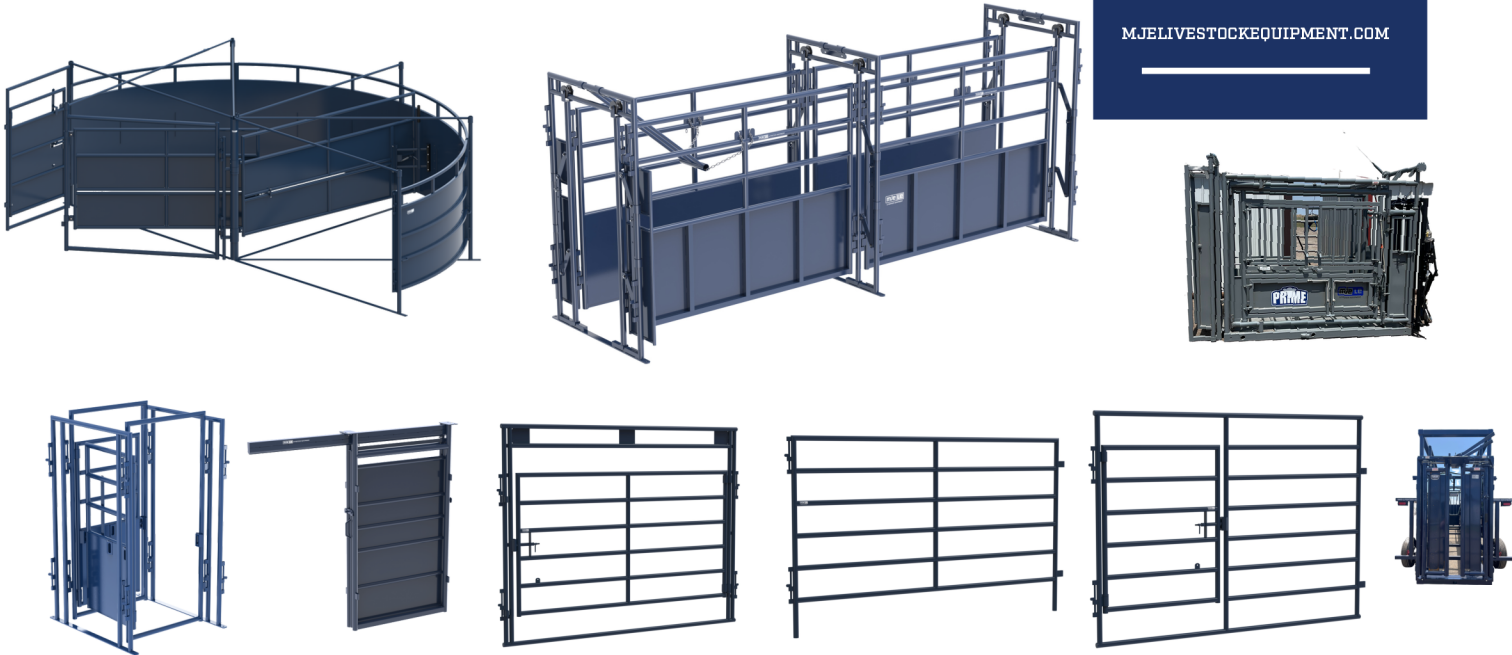
Everything you need to build a modular working facility with a 10' x 20' holding pen



LIVESTOCK EQUIPMENT

800 W. CORTEZ ST.
MONTEZUMA, KS
(620) 846-6767

MJELIVESTOCKEQUIPMENT.COM



PACKAGE INCLUDES

- 4-Section Eliminator Tub with Loadout Gate
- 2-Section Parallel Adjustable Alley
- Block Door + Palpation Cage
- 10' Elite Gate Panel
- 10' Elite Fence Panels (3)
- 10' Elite Overhead Gate
- Spreader Posts & Bars
- Pearson Squeeze Chute

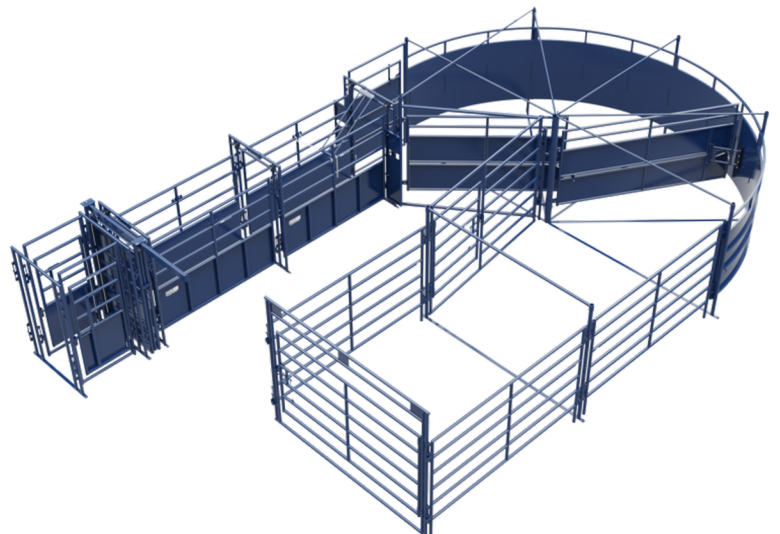
REAL-LIFE RANCH BENEFITS

- Manage and move your cattle more safely and efficiently
- Improve herd health by minimizing stress on the animals
- Provide a safe space for the cattle, allowing them to be handled and worked easily with holding pens
- Sort, rotate, and move cattle for better herd management
- Increase herd value by prioritizing herd health & labor efficiencies

CHOICE WORKING FACILITY

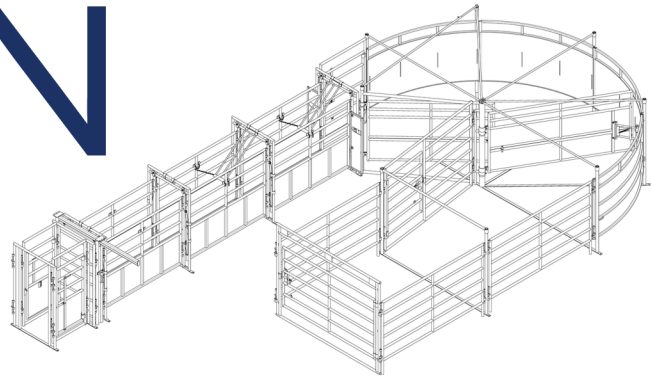
Modular designs allow for future expansions and customizations.

**AVAILABLE NOW THROUGH
YOUR LOCAL DEALERSHIP**



CUSTOM WORKING FACILITY DESIGN

800 W. CORTEZ STREET
MONTEZUMA, KANSAS 67867
+1.620.846.6767



WHY CHOOSE MJE LIVESTOCK EQUIPMENT?



Expertise

Our team of professionals has been designing feedyards and dairies for commercial and individual operations for over 50 years .



Proven Track Record

Our success is proven time and again through our repeat business. Clients who choose professional designs gain efficiency and save time and effort.



Customer-Centric Approach

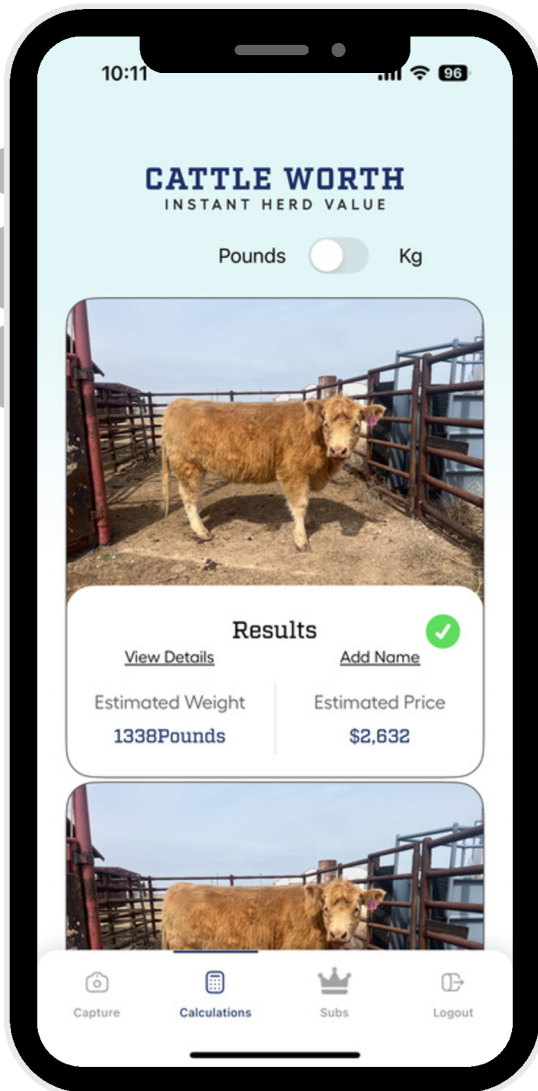
We put our clients first, striving to exceed expectations through personalized service and lasting relationships.

Book a Consultation


Contact us today to start designing the facility you've always dreamed off. Design costs go directly toward the facility purchase price if you choose MJE Livestock Equipment.

WWW.MJELIVESTOCKEQUIPMENT.COM





Get Started with Cattle Worth™ Today!

 **Claim Your Free Trial:** Start with 3 free image submissions and experience AI-powered cattle valuation firsthand.

 Join thousands of ranchers embracing AI-driven cattle management today!

For questions, visit CattleWorth.com.

 **DOWNLOAD THE APP NOW**





LIVESTOCK EQUIPMENT

Let's Build it Together

At MJE Livestock Equipment, we believe every ranch — big or small — deserves access to equipment that works hard, lasts long, and makes your operation better.

That belief started over 50 years ago with MJE, LLC, our parent company, which has designed and built some of the largest feedyards and dairies in the world. From blueprint to build, we've spent decades creating efficient, high-performing livestock facilities for the biggest names in the business.

We launched MJE Livestock Equipment to bring that same design expertise to ranchers, stockers, and cow-calf operators across the country — through a dealer network that knows your ground and your goals.

Whether you're running 30 head or 3,000, we're here to help you grow.



Address

800 W. Cortez St. Montezuma, KS 67867



Telephone

+620-846-6767



Website

www.mjelivestockequipment.com



SCAN ME