



## THE CONQUISTADOR Portable Wheel Corral

# “ — WHY THE CONQUISTADOR? ”

At the end of the day, my **bottom line increases** when I can **lessen the stress** on my herd and **save time**, too.

**CHAD WALKER,**  
Walker Ranch, Texas

### Design Details That Make A Difference

- ✓ Steel wheels never go flat
- ✓ Dual-spindle design for more payload capacity
- ✓ Rear receiver hitch to tow chutes easily
- ✓ Solar-powered hydraulics are always ready
- ✓ Two sets of palp cages for headgates or chutes
- ✓ Proudly made in America with domestic steel
- ✓ Perfect for ranchers ready to grow their herd



### Safety Triple Threat

Traveling with a wheel corral has never been safer - all models come standard with **dual tires** (and a spare!) as well as **lights** and **brakes**. Road reliable at highway speeds.



### Time is Money

Every rancher has more chores than hours in the day. Work your herd with less labor. Easy to haul, set up, and take down. **Ready for cattle on site within 30 minutes and able to work 100 pair in one hour.**



### Process More Cattle, Comfortably.

Prime & Choice models are able to process up to 195 cow/calf pairs easily. Cattle are always centered through the dual-adjust alleyway with sheeted sides.



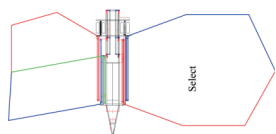
**AVAILABLE THROUGH YOUR LOCAL DEALERSHIP**

# THE CONQUISTADOR

Portable Wheel Corral

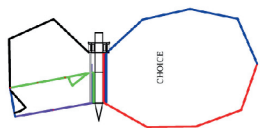


## ► FIND YOUR PERFECT FIT ◀



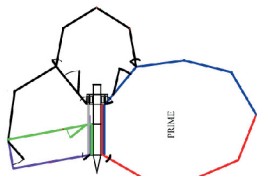
### SELECT MODEL

- 1,436 total sq. ft. | 32 ft. long | 8,490 lbs.
- Includes: holding pen & sort pen
- Gather & work up to 60 cow/calf pairs or 100 800-lb calves
- Headcount may vary based on your unique operation.



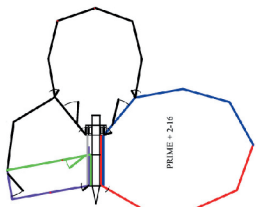
### CHOICE MODEL

- 3,460 total sq. ft. | 36 ft. 8 in. long | 11,320 lbs.
- Includes: holding pen, bud box, & sort pen
- Gather & ship up to 160 cow/calf pairs or 270 800-lb calves
- Headcount may vary based on your unique operation.



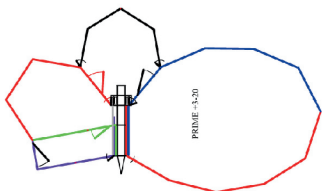
### PRIME MODEL

- 4,310 total sq. ft. | 36 ft. 8 in. long | 12,820 lbs
- Includes: holding pen, bud box, sort pen, & front pen
- Gather & work up to 195 cow/calf pairs or 330 800-lb calves
- Headcount may vary based on your unique operation.



### PRIME PLUS

- 4,900 total sq. ft. | 36 ft. 8 in. long | 13,304 lbs
- Includes: holding pen, bud box, sort pen, & front pen
- Gather & work up to 195 cow/calf pairs or 330 800-lb calves
- Headcount may vary based on your unique operation.



### BEYOND PRIME

- 5,756 total sq. ft. | 36 ft. 8 in. long | 13,680 lbs
- Includes: holding pen, bud box, sort pen, & front pen
- Gather & work up to 285 cow/calf pairs or 480 800-lb calves
- Headcount may vary based on your unique operation.

[WWW.MJELIVESTOCKEQUIPMENT.COM](http://WWW.MJELIVESTOCKEQUIPMENT.COM)