

PRIME WORKING FACILITY

Everything you need to build a modular working facility with a 10' x 40' holding pen



800 W. CORTEZ ST.
MONTEZUMA, KS
(620) 846-6767

MJELIVESTOCKEQUIPMENT.COM



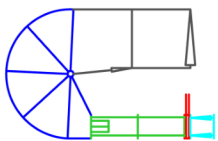
PACKAGE INCLUDES

- 4-Section Tub with Loadout Gate
- 3-Section Parallel Adjustable Alley
- Block Door + Palpation Cage
- (2) 10' Elite Gate Panels
- (6) 10' Elite Fence Panels
- (2) 10' Elite Overhead Gate
- Spreader Posts & Bars

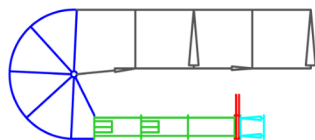
REAL-LIFE RANCH BENEFITS

- Manage and move your cattle more safely and efficiently
- Improve herd health by minimizing stress on the animals
- Provide a safe space for the cattle, allowing them to be handled and worked easily with holding pens
- Sort, rotate, and move cattle for better herd management
- Increase herd value by prioritizing herd health & labor efficiencies

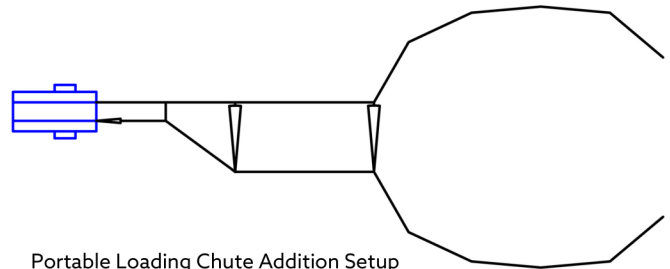
MODULAR SETUP OPTIONS



Choice Facility Setup



Prime Facility Setup



Portable Loading Chute Addition Setup

Modular designs allow for future expansions and customizations.

CHOICE WORKING FACILITY

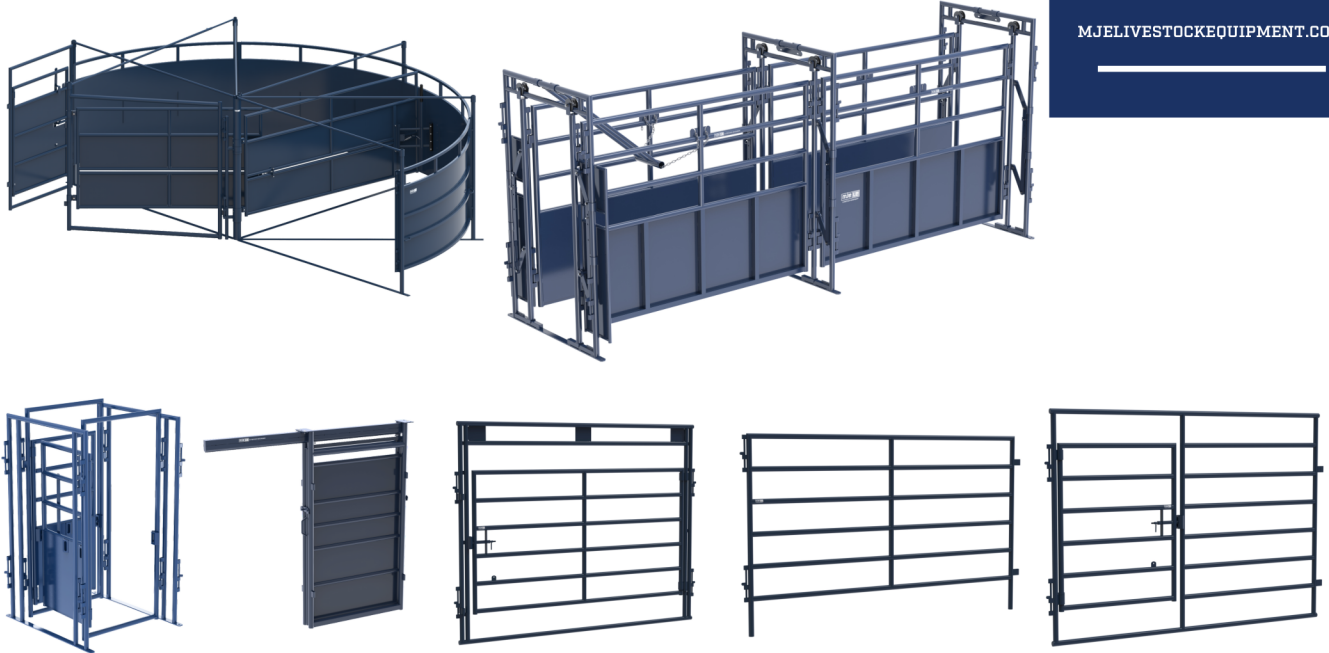
Everything you need to build a modular working facility with a 10' x 20' holding pen

mje le

LIVESTOCK EQUIPMENT

800 W. CORTEZ ST.
MONTEZUMA, KS
(620) 846-6767

MJELIVESTOCKEQUIPMENT.COM



PACKAGE INCLUDES

- 4-Section Tub with Loadout Gate
- 2-Section Parallel Adjustable Alley
- Block Door + Palpation Cage
- (1) 10' Elite Gate Panel
- (3) 10' Elite Fence Panels
- (1) 10' Elite Overhead Gate
- Spreader Posts & Bars

REAL-LIFE RANCH BENEFITS

- Manage and move your cattle more safely and efficiently
- Improve herd health by minimizing stress on the animals
- Provide a safe space for the cattle, allowing them to be handled and worked easily with holding pens
- Sort, rotate, and move cattle for better herd management
- Increase herd value by prioritizing herd health & labor efficiencies

**AVAILABLE NOW
THROUGH YOUR LOCAL
DEALERSHIP**

